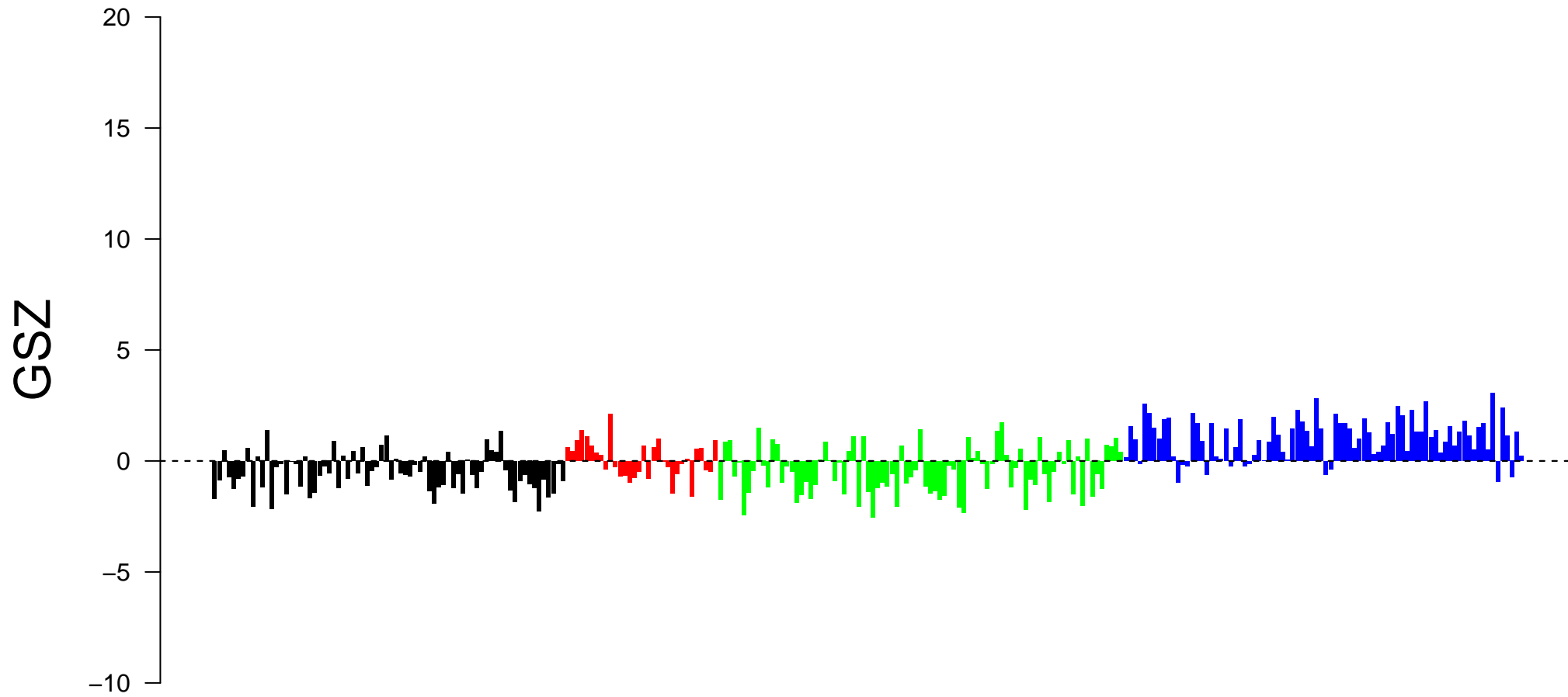
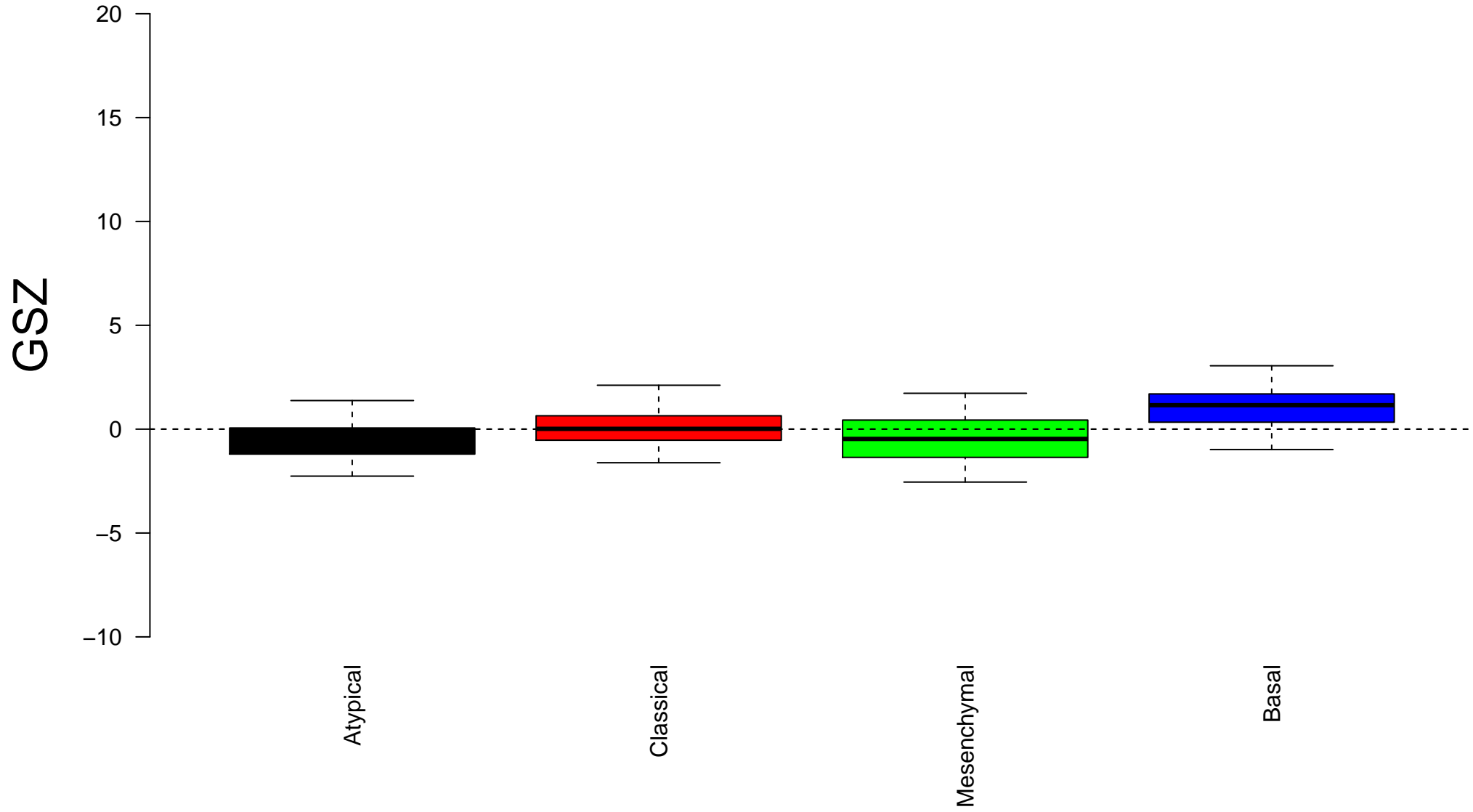



REACTOME_METABOLISM_OF_LIPIDS_AND_LIPOPROTEINS




REACTOME_METABOLISM_OF_LIPIDS_AND_LIPOPROTEINS



Enrichment in spots: REACTOME_METABOLISM_OF_LIPIDS_AND_LIPOPROTEINS



Expression of REACTOME_METABOLISM_OF_LIPIDS_AND_LIPOPROTEINS in Spot A



Expression of REACTOME_METABOLISM_OF_LIPIDS_AND_LIPOPROTEINS in Spot B

Δe

1.5

1.0

0.5

0.0

-0.5

-1.0



Expression of REACTOME_METABOLISM_OF_LIPIDS_AND_LIPOPROTEINS in Spot C

Δe

1.5

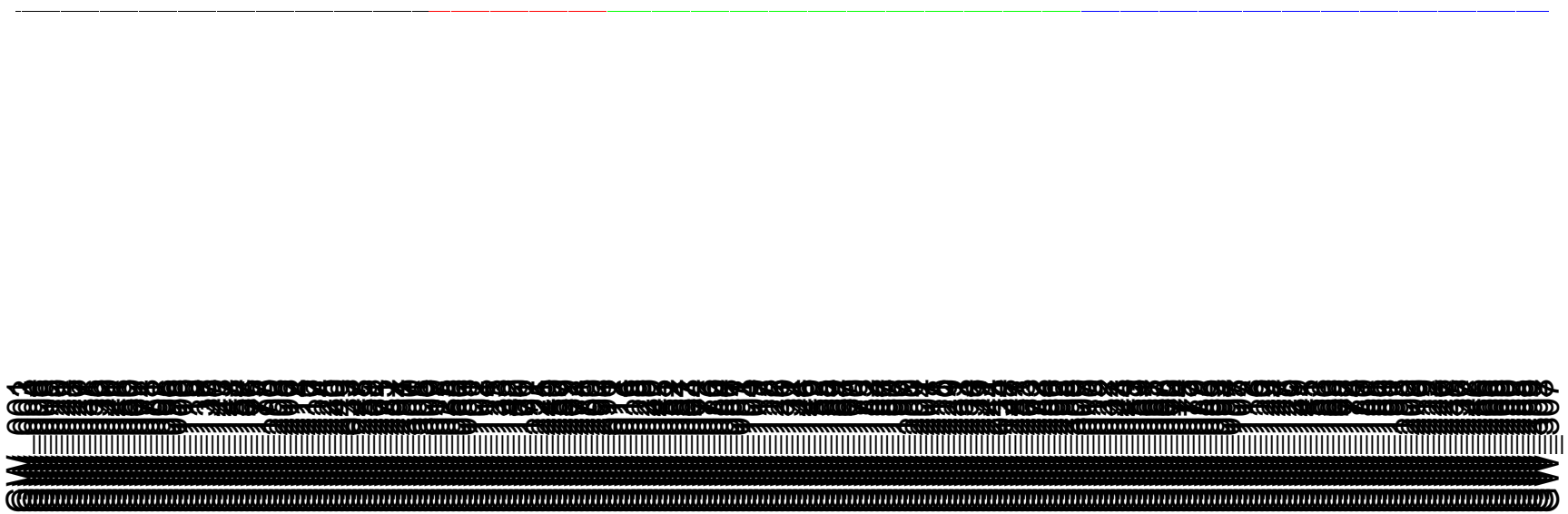
1.0

0.5

0.0

-0.5

-1.0



Expression of REACTOME_METABOLISM_OF_LIPIDS_AND_LIPOPROTEINS in Spot D

Δe

1.5

1.0

0.5

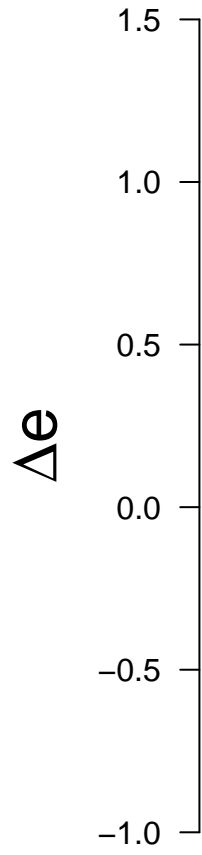
0.0

-0.5


-1.0




Expression of REACTOME_METABOLISM_OF_LIPIDS_AND_LIPOPROTEINS in Spot E




Expression of REACTOME_METABOLISM_OF_LIPIDS_AND_LIPOPROTEINS in Spot F



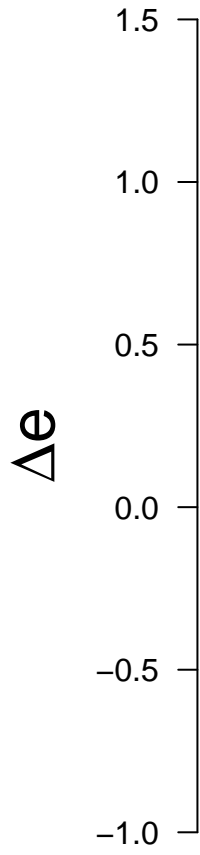
Expression of REACTOME_METABOLISM_OF_LIPIDS_AND_LIPOPROTEINS in Spot G




Expression of REACTOME_METABOLISM_OF_LIPIDS_AND_LIPOPROTEINS in Spot H




Expression of REACTOME_METABOLISM_OF_LIPIDS_AND_LIPOPROTEINS in Spot I



Expression of REACTOME_METABOLISM_OF_LIPIDS_AND_LIPOPROTEINS in Spot J



Expression of REACTOME_METABOLISM_OF_LIPIDS_AND_LIPOPROTEINS in Spot K



Expression of REACTOME_METABOLISM_OF_LIPIDS_AND_LIPOPROTEINS in Spot L

Δe

1.5

1.0

0.5

0.0

-0.5

-1.0



Expression of REACTOME_METABOLISM_OF_LIPIDS_AND_LIPOPROTEINS in Spot M

Δe

1.5

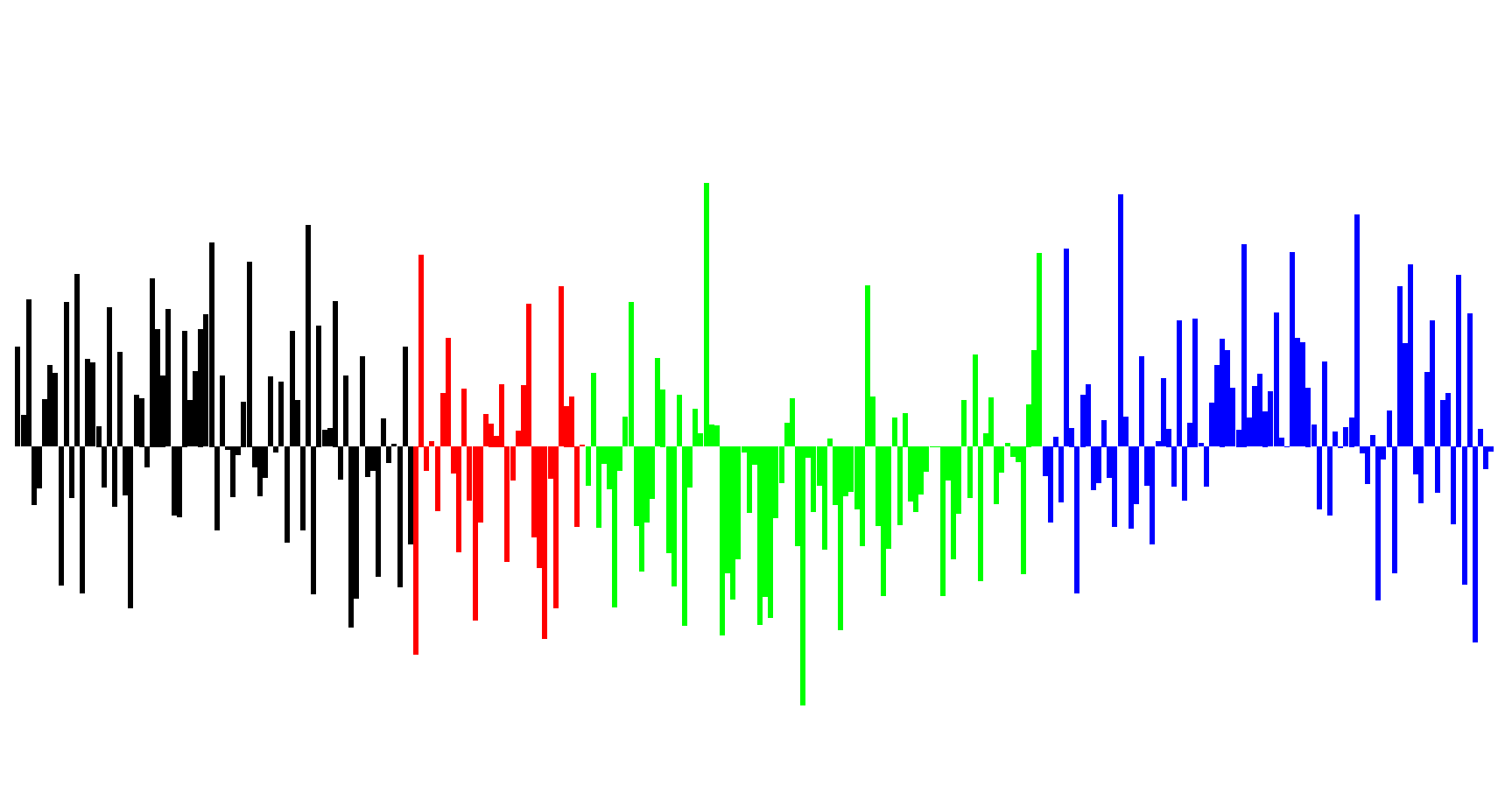
1.0

0.5

0.0

-0.5

-1.0



Expression of REACTOME_METABOLISM_OF_LIPIDS_AND_LIPOPROTEINS in Spot N

Δe

1.5

1.0

0.5

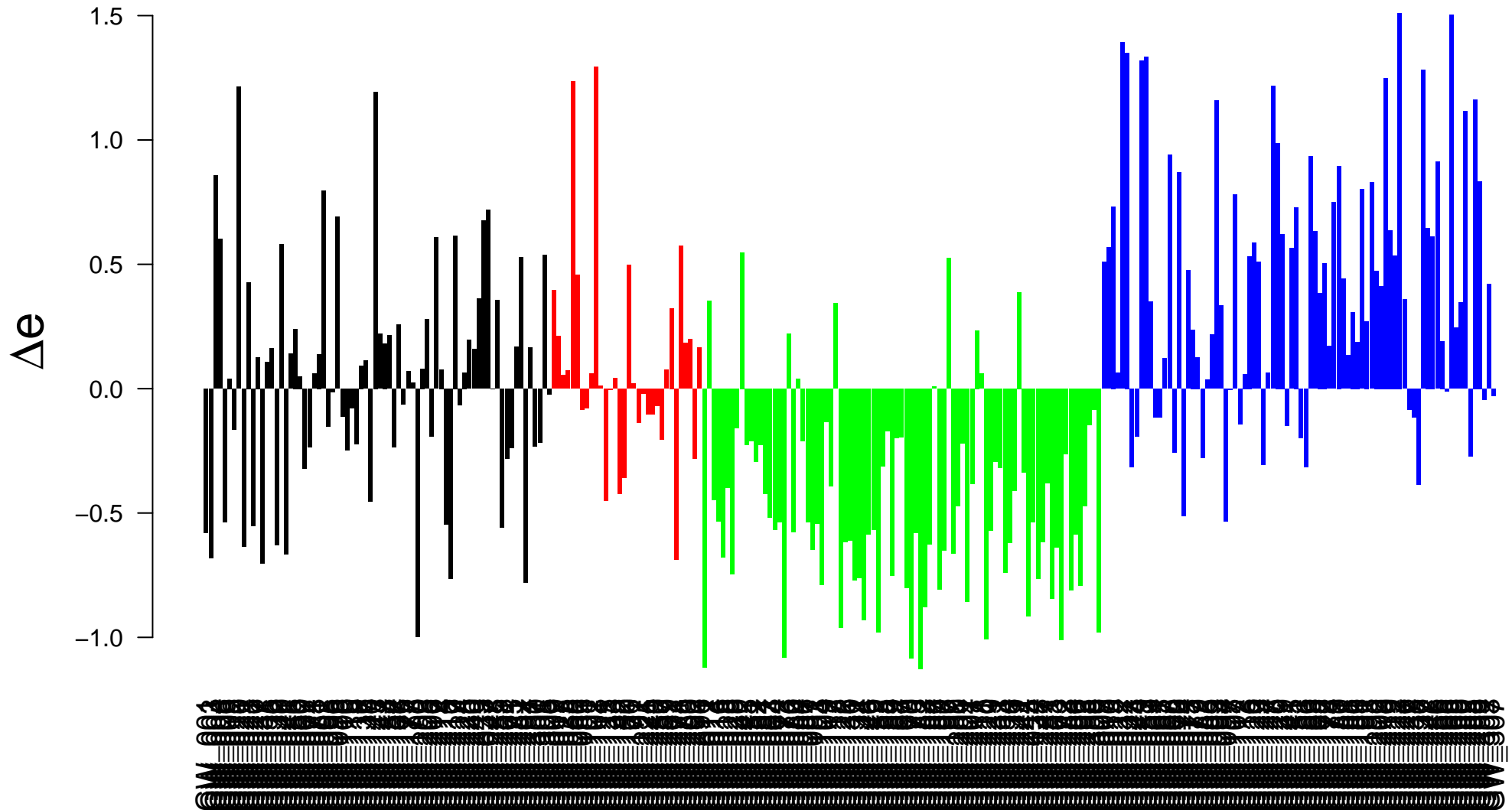
0.0

-0.5

-1.0



Expression of REACTOME_METABOLISM_OF_LIPIDS_AND_LIPOPROTEINS in Spot O



Expression of REACTOME_METABOLISM_OF_LIPIDS_AND_LIPOPROTEINS in Spot P

Δe

1.5

1.0

0.5


0.0

-0.5

-1.0



Expression of REACTOME_METABOLISM_OF_LIPIDS_AND_LIPOPROTEINS in Spot Q



Expression of REACTOME_METABOLISM_OF_LIPIDS_AND_LIPOPROTEINS in Spot R

